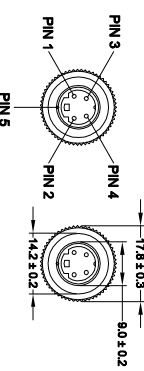
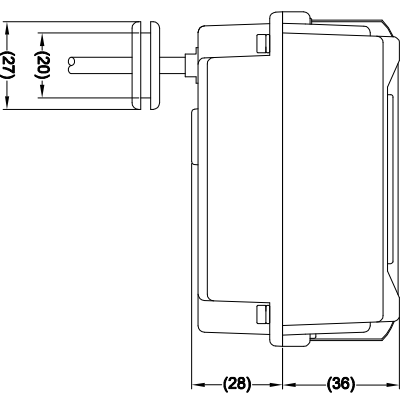
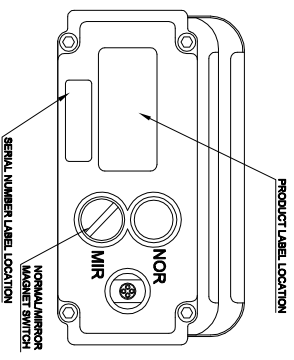
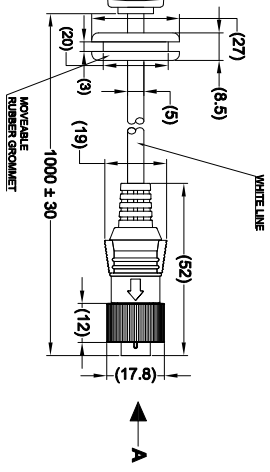
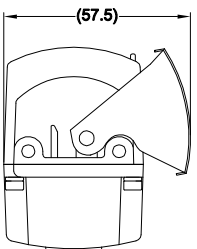
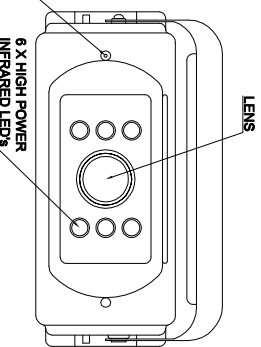
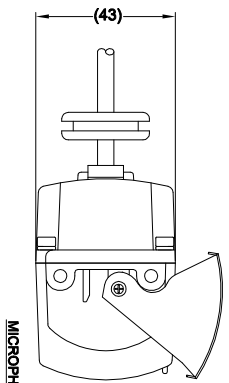
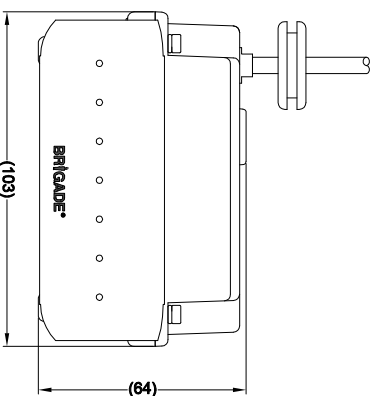


Revision Notes:			
R1 - FRAME AND WIRE COLOUR UPDATED & ASSEMBLY REFERENCE NUMBER ADDED.			
APA: -	Drawn:-	Checked: B.BAR	Approved: S.MATTHEWS Date: 25/07/12
R2 -	Drawn: -	Checked: -	Approved: - Date: -
R3 - VIEW A MATTING FACE AND PINOUT TABLE UPDATED AS PER ECR CR-A204.			
APA: T.GHOI	Drawn: R.BATES	Checked: A.REDBRIGG	Approved: G.PULITT Date: 02/04/14



VIEW A

PIN #	WIRE COLOUR	DESCRIPTION
1	YELLOW	VIDEO
2	RED	+12V
3	BLUE	SENSOR
4	WHITE	AUDIO
5	SHIELD	GND

4 PIN MINI DIN MALE MATTING FACE



- NOTES:**
1. ENSURE SELF AMALGAMATING TAPE IS USED DURING INSTALLATION.
 2. FOR PRODUCT LABEL REFER TO LATEST REVISION OF DRAWING: BE-001289-XX-10.
 3. FOR SERIAL NUMBER LABEL REFER TO LATEST REVISION OF DRAWING: BE-001655-XX-11.
 4. FINISH: MATT BLACK.
 5. ANY CUSTOMER MODIFICATION OF THIS PRODUCT CAUSING SUBSEQUENT FAILURE IS NOT A LIABILITY OF BRIGADE ELECTRONICS PLC.

PROPRIETARY NOTICE
 THIS DESIGN AND TECHNICAL INFORMATION APPEARING ON THIS DRAWING IS THE PROPERTY OF BRIGADE ELECTRONICS, AND IS DISCLOSED IN CONFIDENCE. IT IS NOT TO BE COPIED, REPRODUCED, REVEALED TO OR EXPLOITED BY OTHERS, EITHER IN WHOLE OR IN PART WITHOUT THE EXPRESS WRITTEN CONSENT OF BRIGADE ELECTRONICS.



Assembly Pl Approval		Approved by		Checked by		Drawn by	
Angle of Projection		DKERAI		M.BUTLER		J.NEWMAN	
Third Angle		Units		Scale		Released	
		mm		N/A		00/00/00	
		Status		Released		Assembly Ref	
		RELEASED		BE-810C-C			
		Part No		14168		BE-001328-02-10	